



Rental Products

- ▶ [MORBAR Rigging Rentals](#)
- ▶ [Load Measuring Equipment & Calibration](#)

Holloway rents a broad selection of rigging equipment. Available with flexible rental periods and competitive pricing, our rental rigging equipment is certified and maintained to the highest standards, so it's always ready when you are.

Need professional measuring and calibration services? Holloway's team of trained and experienced technicians offer turnkey water bag load testing, specialty weighing services and equipment, center of gravity calculations, calibration services, and more.

RENTAL PRODUCTS



—

R

R

R

R

R

R

R

R

R

R

R

R

R

R

R

R

R

R

R

R

R

Rigging Rentals



Wide selection of rigging equipment available:

- ▶ Slings (single leg, 9-part, HHIperLift™ synthetics)
- ▶ Wide body shackles
- ▶ Link plates and master links
- ▶ 150-ton rolling blocks
- ▶ Load measuring devices
- ▶ ROV shackles & hooks
- ▶ Swivels
- ▶ Deadweight
- ▶ Trilinks from up 1500 ton


Value-added features:

- ▶ All systems are pre-rigged to save downtime.
- ▶ All lifts include a full rigging drawing for prior approval, per your request.

All MORBAR spreader bar lifting links are proof-tested.

9-part slings are tested as one unit, under a full test load.

Our slings are manufactured to the tightest measured length tolerances in the world.





Baskets & Skip Pans

RP-HHI 4 X 4 PB-1

ISOMETRIC VIEW

TOTAL WEIGHT: 2,350 LBS


BASKET WEIGHT: 1,220 LBS

(1) 1 1/4" MASTER LINK
CAPACITY: 39,100 LBS

(4) 1/2" X 3/4" WIRE ROPE SLING
CAPACITY: 3.9T ea.

(4) 7/8" BOLT TYPE SHACKLE
CAPACITY: 6.5T ea.

1/2" Gauge
Expanded Metal



RP-HHI 4 X 8 HDSP-1

ISOMETRIC VIEW

TARE WEIGHT: 1,850 LBS



RATED CAPACITY: 4,000 LBS



(1) 1 1/4" MASTER LINK
CAPACITY: 39,100 LBS

(4) 5/8" X 6" WIRE ROPE SLING
CAPACITY: 3.9T ea.

(4) 7/8" BOLT TYPE SHACKLE
CAPACITY: 6.5T ea.



MORBAR Rigging Rentals

RENTAL PRODUCTS



1550 M Ton Telemetry Load Shackle

RUOG·V /DUJHVW 7
/RDG 6KDFNOHV 8S 7F



Rental load cells range from 0.25 t to 1550 t in tension.

5 t to 750 t in compression.



Cabled, telemetry, and data acquisition packages for rent or sale.

Load cell calibrated to ASTM E-4 standards of better than +/- 1 % of applied load.

The telemetry package range is approximately 300 feet for load link/shackle.

Special calibrations available upon request.


Optional data logging.



Load Measuring Equipment & Calibration

RENTAL PRODU

Running Line Tensioners




Engineered by a team with extensive experience in measuring loads in hostile marine/offshore environments, these tensioners are built for durability.

Calibrated load pins ensure reliable readings across the entire measurement range.


Available to suit a variety of wire rope sizes and loads

Available to suit a variety of wire rope sizes and loads

Available to suit a variety of wire rope sizes and loads



Load Cells



Load Capacity (Tonne)	A		B		C		D		E		Shackle Size (Tonne)	Approx Weight (Kgs)
	mm	Inches	mm	Inches	mm	Inches	mm	Inches	mm	Inches		
1	52	2.047	151	5.94	31	1.22	117	4.60	12	0.47	6.5	0.35
3.25		2.362	183	7.20	31	1.22	133	5.23	20	0.78	13.5	0.65
6.5	84	3.307	238	9.37	32	1.25	162	6.37	27	1.06	25	1.35
13.5		3.307	292	11.49	45	1.77	182	7.16	40	1.57	35	2.3
25	127	5.000	332	13.07	60	2.36	206	8.11	55	2.16	55	5.7
55		6.417	466	18.34	75	2.95	286	11.25	75	2.95	85	16
100	236	9.291	610	24.01	105	4.13	350	13.77	100	3.93	120	36.05
150		10.708	695	27.36	136	5.35	395	15.55	118	4.64	150	59.5
250	353	13.897	829	32.63	175	6.88	469	18.46	145	5.70	200	123.5
300		15.669	937	36.88	190	7.48	517	20.35	158	6.22	250	167
400	490	19.291	1037	40.82	198	7.79	547	21.53	180	7.08	300	251
500		21.259	1137	44.76	198	7.79	607	23.89	190	7.48	400	311

Typical Specification

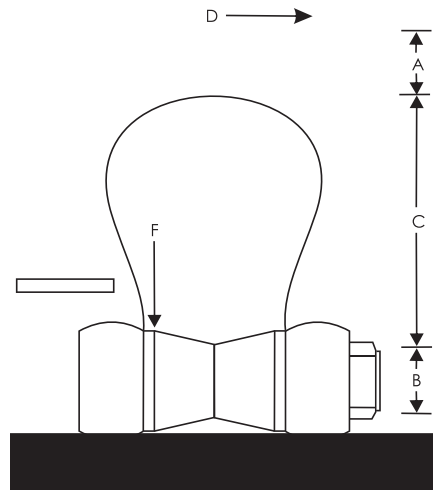

Rated Load	5 to 500 tonne	Calibration	12 months (calibration service available)
Proof Load	200% rated load (6.5te - 250te sizes)	Warranty	12 months
	150% rated load 300te and above	Material Finish	Lightweight, high tensile grade aluminium
Repeatability	< +/- 0.1% of applied load		
Operating temperature	-20°C to +70°C		
Environmental Rating	IP67		
Transmit rate	900ms (standard)		
Radio (Wireless Version)	2.4 Ghz; worldwide licence free		

Note: T24 Data-logging handset also available.

* Cabled version available

Load Shackles

Telemetry Load Shackle



SWL (Tonne)	A mm	B mm	E mm	C mm	D mm	F mm	WEIGHT Kgs
25	45	50	74	178	126	87	15
35		57	83	178	126	94	21
55	65	70	105	254	185	107	41
85		80	127	330	190	130	63
110	80	82	127	330	200	134	70
120		95	150	381	238	-	110
140	90	95	133	381	238	-	105
150		108	170	400	275	174	160
175	102	108	140	400	250	-	150
200		125	180	500	290	208	235
250	125	140	200	540	305	210	285
300		150	200	600	305	232	340
400	165	175	225	650	325	280	560
500		185	250	700	350	-	685
600	195	205	275	700	375	-	880
700		300	300	700	400	-	980
800	210	220	300	700	400	-	1100
900		230	320	700	420	-	1280
1000	230	240	340	700	420	-	1460

Typical Specification

Rated Load	25 to 1000 tonnes
Proof Load	200% of rated load
Ultimate Load	400%
Recommended Excitation Voltage	15V
Maximum Excitation Voltage	15V
Zero Balance	< +/- 0.05%
Bridge Resistance	700 ohm

Insulation Resistance	>2G Ohm @ 100V
Accuracy	+/- 1% of reading*
Repeatability	+/- 0.25% of reading
Sensitivity	2.0mV/V
Zero Temperature Co-Efficient	< +/- 0.005%
Span Temperature Co-Efficient	< +/- 0.003%
Operational Temperature Range	-10 to +50°C


Electrical Connection	Red +ve Supply, Green +ve Signal Blue -ve Supply, Yellow -ve Signal
Environmental Protection	IP67
Telemetry Range	300 m

*As calibrated in a BS1610 grade 1 test machine, traceable National Standards

Note: T24 Data-logging handset also available

* Cabled version available

Compression Load Cells



Cell Type	Nominal Rated Load	Height	Diameter	Loading Dia.	Base Diameter	B.H.	Swivel Top Dia.	S.T.H.
Comp 50	50	110	76	60	130 Dia	40	65	10
Comp 100	100	150	100	80	150 Dia	50	100	20
Comp 200	200	180	127	110	150 Dia	50	127	30
Comp 300	300	180	150	130	200 Dia	50	150	30
Comp 500	500	300	203	170.5	265 Dia	50	203	50
Comp 1000	1000	425	290	250	400 Dia	75	290	50

Typical Specification

Rated Load	5 to 400 tonne
Proof Load	150% of rated load
Ultimate Load	500% of rated load
Rated Output	1.5mV/v +/- 0.5%
Recommended Excitation Voltage	10V
Maximum Excitation Voltage	20V
Zero Balance	< +/- 1%
Bridge Resistance	700 Ohm
Insulation Resistance	>2G Ohm @ 100V

Note: T24 Data-logging handset also available

Hydraulic Cylinders



▶ Rental hydraulic cylinders
(10,000 psi) from 20 ton to 1,000 ton.

▶ Rental hydraulic pumps, hoses,
PSI gauges, & dial gauges available.

Data acquisition package available.

Calibration for special requirements available.

Complete package with load cells also available.

Load Measuring Equipment & Calibration



Lifting & Rigging Solutions



www.hhilifting.com