

Electric Chain Hoists

Enhanced Features

UL® Listed*

UL
UL1345
UL

Easy Access Suspension



UL
UL
UL
UL



Green Initiative

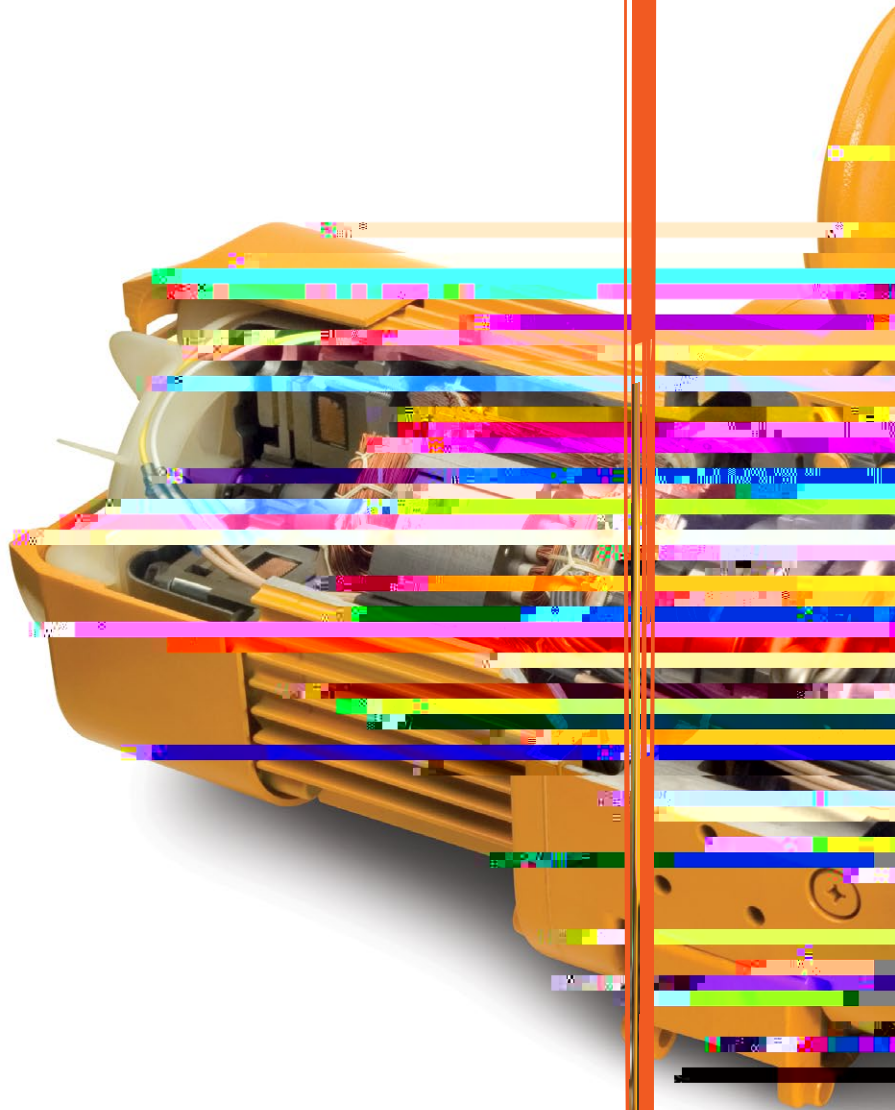
UL
UL
UL
UL
UL
UL

Notched Hook Enhanced





Electric Chain Hoists



NERM/ERM Electric Chain Hoists with Motorized Trolleys

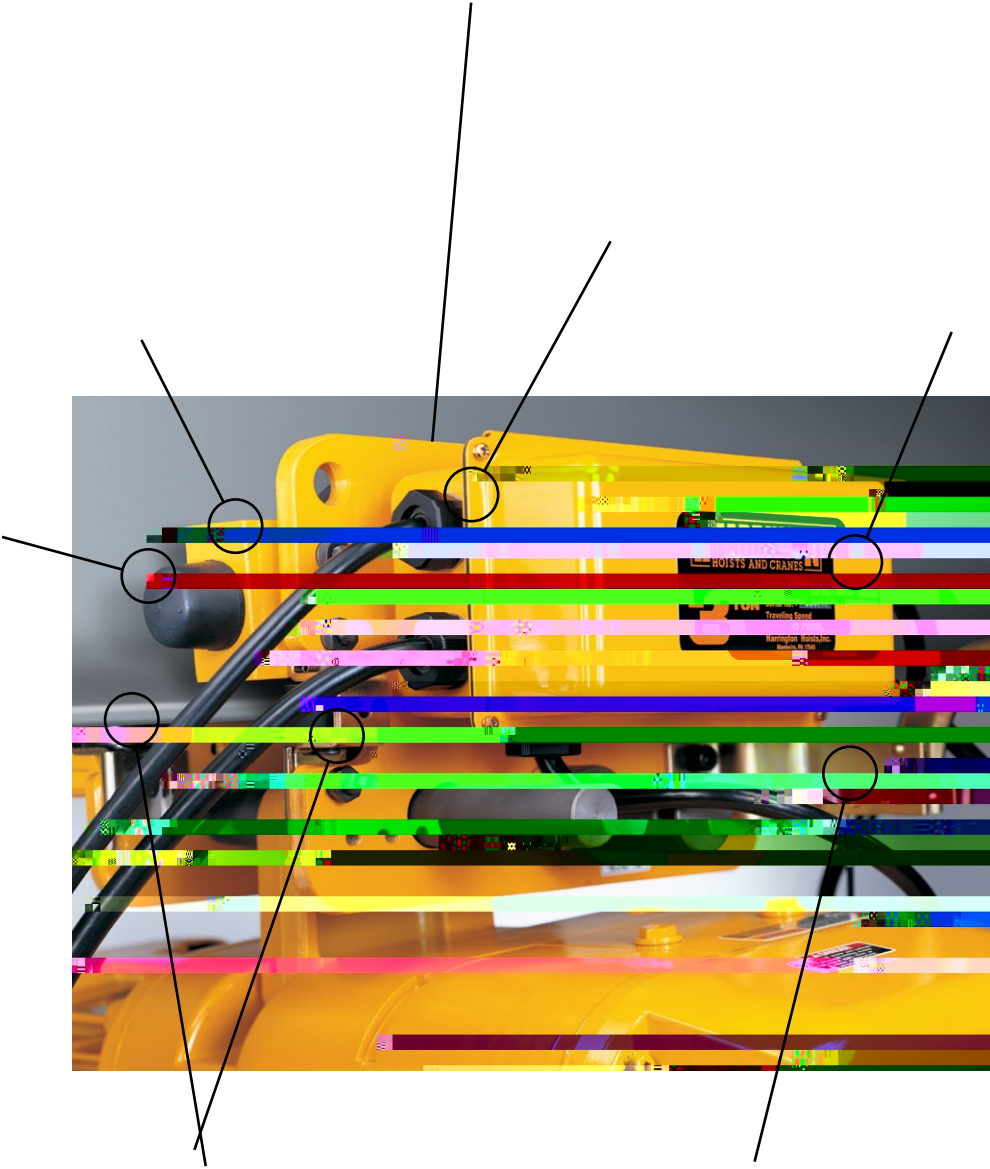
The MR Series of electric trolleys further expand the capabilities of our NER/ER line of electric hoists. These trolleys feature an innovative side guide roller system that results in very smooth travel along the beam.

Features and Benefits

Standard Motorized Trolley Specifications



MR Motorized Trolleys



NERP/ERP and NERG/ERG Electric Chain Hoists with Push or Geared Trolleys

Mounting our NER/ER Series hoists to either a PT push or GT geared trolley will create an easy and economical method of transporting the load. This combination is ideal for small workshops and infrequent moves.

Features and Benefits

Capacity Range

PT Push – 1/8 Ton – 5 Ton
GT Geared – 1/8 – 5 Ton
(See page 38 for 8 – 20 Ton)

Shafts

Standard shafts fit wide range
Longer shafts for wider beams
Spacers for easy adjustments

Drop Stops

Standard

Bumpers

Optional

Standard Hand Chain Drop

On geared trolleys
2' less than lift
(longer drops available)

Wheels

All steel
Sealed ball bearings
Fit flat or tapered beam flange

Standard Hoist Pendant Drop

4' less than lift
(longer drops available)

Standard Hoist Power Supply Length

15' (longer lengths available)

Standard Pendants

Single speed: 2-button
(momentary contacts)

Dual speed: 2-button
(momentary contacts)
with emergency On/Off
(maintained contacts)



